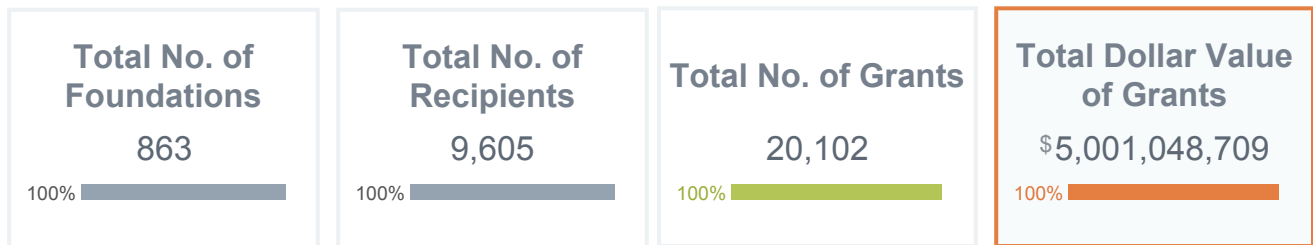


Foundation Stats

FILTERS

SECTION **Grants**
 YEAR **2012**
 SUBJECT **Health**
 RECIPIENT LOCATION **All**
 DISPLAY **Total**
 STAT **Amount**




























Aggregate Fiscal Data of Grants from FC 1000 Foundations, for Health, 2012






















Distribution of Grants from FC 1000 Foundations for Health, 2012



Subject Area	No. of Grants	Dollar Value of Grants
Hospitals and Medical Care	6,176 31% 	\$914,186,628 18% 
Medical Research	2,411 12% 	\$1,497,953,810 30% 
Mental Health	2,514 13% 	\$232,460,290 5% 
Other	1,069 5% 	\$156,932,861 3% 
Policy, Management, and Information	649 3% 	\$171,665,319 3% 
Public Health	2,959 15% 	\$999,137,181 20% 
Reproductive Health Care	1,037 5% 	\$553,894,276 11% 
Specific Disease	3,287 16% 	\$474,818,344 10% 

Distribution of Grants from FC 1000 Foundations for Health, by Recipient Location, 2012





State	No. of Grants	Dollar Value of Grants
Alabama	107 	\$4,980,738 
Alaska	28 	\$2,145,488 
Arizona	224 	\$28,069,176 
Arkansas	105 	\$21,799,315 
California	3,799 	\$606,200,120 
Colorado	571 	\$62,753,681 
Connecticut	273 	\$80,435,806 
Delaware	71 	\$7,049,266 
District of Columbia	762 	\$429,983,931 
Florida	462 	\$73,182,743 
Georgia	391 	\$59,384,915 
Hawaii	117 	\$9,047,562 
Idaho	37 	\$2,441,129 
Illinois	703 	\$89,247,307 
Indiana	210 	\$34,548,036 

State	No. of Grants	Dollar Value of Grants
	1% 	1% 
Iowa	77 <1% 	\$9,278,120 <1% 
Kansas	154 1% 	\$14,040,414 <1% 
Kentucky	80 <1% 	\$15,816,152 <1% 
Louisiana	154 1% 	\$13,211,843 <1% 
Maine	189 1% 	\$21,364,747 <1% 
Maryland	500 3% 	\$453,617,533 9% 
Massachusetts	927 5% 	\$366,775,397 7% 
Michigan	300 2% 	\$46,904,277 1% 
Minnesota	409 2% 	\$71,784,450 1% 
Mississippi	40 <1% 	\$2,806,255 <1% 
Missouri	262 1% 	\$30,320,895 1% 
Montana	42 <1% 	\$2,719,774 <1% 
Nebraska	163 1% 	\$13,360,241 <1% 
Nevada	48 <1% 	\$7,992,151 <1% 

State	No. of Grants	Dollar Value of Grants
New Hampshire	87 	\$5,801,246 
New Jersey	393 	\$51,403,094 
New Mexico	63 	\$11,234,568 
New York	2,269 	\$686,964,988 
North Carolina	462 	\$139,420,976 
North Dakota	47 	\$8,190,159 
Ohio	556 	\$77,982,714 
Oklahoma	166 	\$33,024,978 
Oregon	274 	\$33,516,697 
Pennsylvania	631 	\$105,944,142 
Puerto Rico	14 	\$641,400 
Rhode Island	150 	\$12,157,356 
South Carolina	79 	\$19,860,617 
South Dakota	44 	\$11,898,782 
Tennessee	282 	\$22,327,309 

State	No. of Grants	Dollar Value of Grants
Texas	1,381 7% 	\$199,842,287 4% 
Utah	141 1% 	\$14,241,485 <1% 
Vermont	47 <1% 	\$4,308,334 <1% 
Virginia	343 2% 	\$60,651,160 1% 
Washington	364 2% 	\$192,582,459 4% 
West Virginia	42 <1% 	\$3,834,059 <1% 
Wisconsin	206 1% 	\$18,286,591 <1% 
Wyoming	29 <1% 	\$5,006,865 <1% 

Distribution of Grants from FC 1000 Foundations for Health, by Recipient Location, 2012

Location	No. of Grants	Dollar Value of Grants
Nationwide	19,275 100% 	\$4,300,383,728 100% 
Outside the U.S.	827 100% 	\$700,664,981 100% 

SOURCE The Foundation Center, 2013. Due to rounding, figures may not add up.

UPDATED OCTOBER 2013

The Public Affairs/Society Benefit Category includes grants for public affairs, philanthropy, and general grants to promote civil society. Some civil society grants are captured in other categories, such as human rights and international development.

Includes a broad range of supporting activities for organizations identified by 16 "common codes".