

*An Evaluation of the
Achievements of Students
Attending KIPP Academy*

2006 School Year

Prepared October, 2006



16 Main Street
Accord, NY 12404
(845)626-2126
FAX (845)626-3206

Sacramento
24 East Main St.
Winters, CA 95694
530-795-3618
Fax 530-795-3619

San Diego
2772 Wilma St.
Nat'l City, CA 91950
619-267-3313
Fax 619-267-3323

Memphis
1402 Harbert Ave.
Memphis, TN 38104
901-725-1334
Fax 901-725-0071

St. Louis
1121 Olivette
Executive Pkwy
St. Louis, MO 63132
314-432-8113
Fax 314-432-8999

New York
78 West 131st St.
New York, NY 10037
212-234-3394
Fax 212-234-3801

Pasadena
30 N. Raymond Ave.
Suite 511
Pasadena, CA 91103
626-795-3775
Fax 626-795-3724

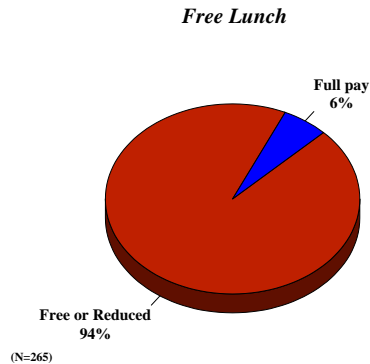
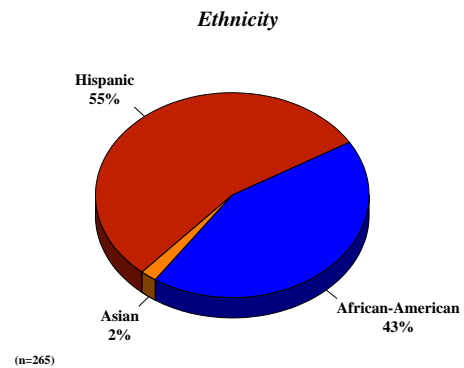
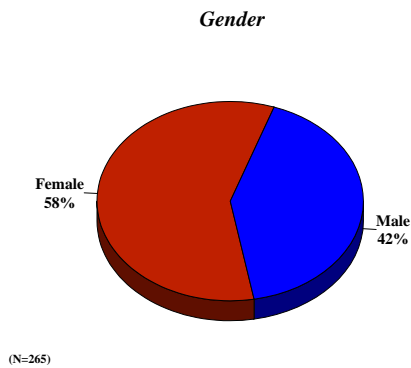
Executive Summary

KIPP Academy is located in the Bronx and provides an extended day/extended year education for middle school Hispanic and African-American students. In the 2006 school year:

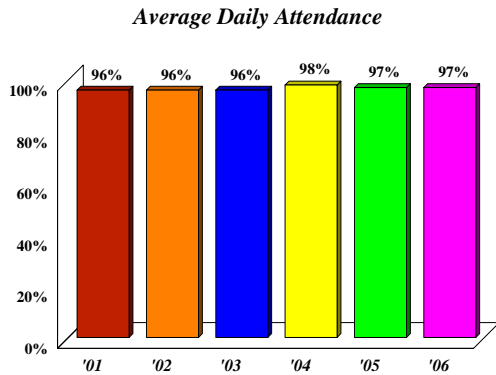
- Three-fifths or more of the students in all grades demonstrated grade appropriate reading skills.
- A higher percentage of seventh graders than students in other grades read at the appropriate level.
- At least 87% of the students in each class demonstrated grade appropriate math skills.

Description of Students

There were 265 students enrolled in KIPP Academy in the 2006 school year. Nearly all were Hispanic (55%) or African-American (43%). There were more girls (58%) than boys. The majority (94%) received a free or reduced price lunch.



Attendance



The average daily attendance for each of the past six years has been high (96% to 98%). During the 2006 school year, the average student missed about 5 days of school during the year.

Achievement of Students

Percent Proficient in Reading by Grade and Year

During the 2006 school year, three-fifths or more of the students in each cohort achieved reading scores that placed them in levels 3 or 4, indicating that they met or exceeded all of the standards expected for students at their grade levels. The reading levels of the Class of 2007 and the Class of 2008 are about the same as last year. The Class of 2006 declined.

<i>Cohort</i>	<i>Year</i>				
	'02	'03	'04	'05	'06
<i>Class of 2009</i>					73%
<i>Class of 2008</i>	--	--	--	75%	77%
<i>Class of 2007</i>	--	--	67%	79%	81%
<i>Class of 2006</i>	42%	69%	57%	84%	61%

Percent Proficient in Math by Grade and Year

Math scores are available for fifth through eighth grade students attending the KIPP Academy in 2006. 87% or more of the students in these grades scored in levels 3 or 4, indicating they met all the standards for their grade levels. In 2006, a higher percentage of students in the Class of 2008 were proficient in math than in 2005.

<i>Cohort</i>	<i>Year</i>				
	'02	'03	'04	'05	'06
<i>Class of 2009</i>					92%
<i>Class of 2008</i>	--	--	--	84%	99%
<i>Class of 2007</i>	--	--	81%	97%	88%
<i>Class of 2006</i>	43%	80%	91%	94%	87%