

Summary Report – CHARMS Africa FY09 Annual Data

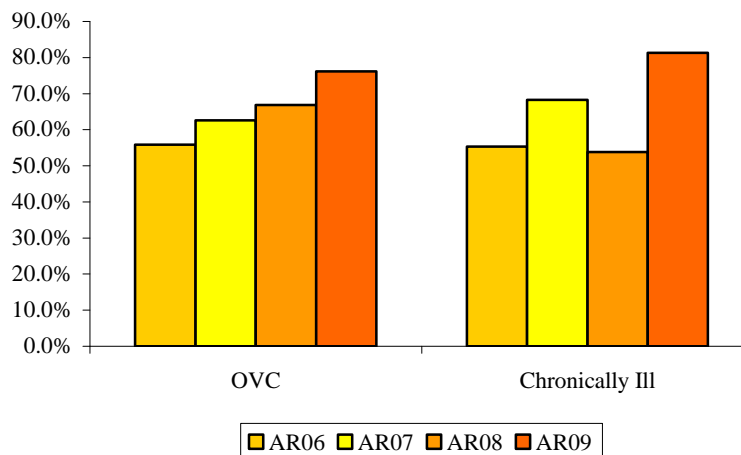
World Vision’s Core HIV and AIDS Response Monitoring System (CHARMS) is designed to measure and report on the core indicators outlined in the WV HIV and AIDS Monitoring and Evaluation Framework. CHARMS gathers information across five main areas of concentration: prevention for girls and boys, care for orphans and vulnerable children (OVC) and chronically-ill persons – including people living with HIV (PLHIV) – advocacy, church/faith community partnerships, and staff training. CHARMS data is collected twice per year, with report forms sent out in early April and early October of each year.

Summary of Key FY09 CHARMS Results:

	Prevention	Care	Advocacy	Focus: Faith Communities
Africa Region Data – FY09	519,000 children received values-based life-skills education	1.2 Million Orphans and Vulnerable Children (OVC) received care	478 WV ADPs and other programmes (93% reporting) engaged in advocacy for OVC care	34,000 people, including 12,800 faith leaders from 7720 congregations, attended HIV church mobilisation activities
	53,000 child peer HIV educators trained	102,000 chronically-ill adults received home-based care	Over 800,600 community members (including children) were involved in local HIV-advocacy	3135 congregations had congregational HIV teams, involving more than 46,000 members
	6,700 peer support groups formed	73,000 home care visitors were active in 4432 CCCs		

Data Collection – Annual Report FY09: CHARMS forms were sent on September 29th, 2009, to 535 Area Development Programmes (ADPs) and outside-the-ADP HIV projects in 21 countries in Africa. By the close of the reporting period on October 30th, 513 (96%) ADPs and projects had submitted CHARMS data; an overall response rate equal to FY08.

Figure 1: Percentage of OVC and Chronically Ill Adults Receiving Care from World Vision or CCC is increasing.



FY09 CHARMS Data: In FY09, CHARMS data shows –

- 518,925 children (M: 259,909; F: 259,016), both in school and out of school, completed HIV-prevention values-based life skills training curriculum
- 72,960 home visitors cared for orphans and vulnerable children and chronically-ill persons – including PLHIV – as part of 4,432 community-care coalitions (CCCs)

- 1,198,957 OVC received some form of care and assistance from World Vision staff and from volunteers associated with CCCs or Congregational Hope Action Teams (CHAT)
- 101,691 chronically-ill persons received home based care for their condition(s)
- 478 (93%) ADPs or projects engaged in advocacy expanding and strengthening care for OVC
- 46,630 congregation members participated in church and faith community mobilisation activities, including 12,857 senior faith leaders from 7,720 congregations

Trends in Performance: World Vision’s HIV&AIDS response in Africa continues to increase. The number of ADPs reporting HIV&AIDS programming increased from 436 in FY06, to 485 in FY07 to 489 in FY08 and to 513 in FY09.

The period between FY05 and FY07 saw a significant increase in the number of girls and boys, both in and out-of-school, completing HIV prevention value-based life-skills training and a shift to a broader prevention response. FY08 showed a decline in these numbers and FY09 life-skills training numbers continued to significantly drop by 39.1%. (see Figure 2). The number of peer support groups showed an increase of 4.5%.

The number of orphans and vulnerable children identified has increased tremendously over the years, increasing by over 77,500 between FY08 and FY09. Over 201,000 more registered OVC received care in FY09 compared to FY08. The percentage of registered OVC receiving care rose from 67% in FY08 to 76% in FY09. Over 17,200 more chronically ill persons received home-based care in FY09 compared to FY08, contributing to a 27.5% increase in care coverage of the chronically ill. (see Figure 1).

Figure 2: Number Completed Life-skills Training

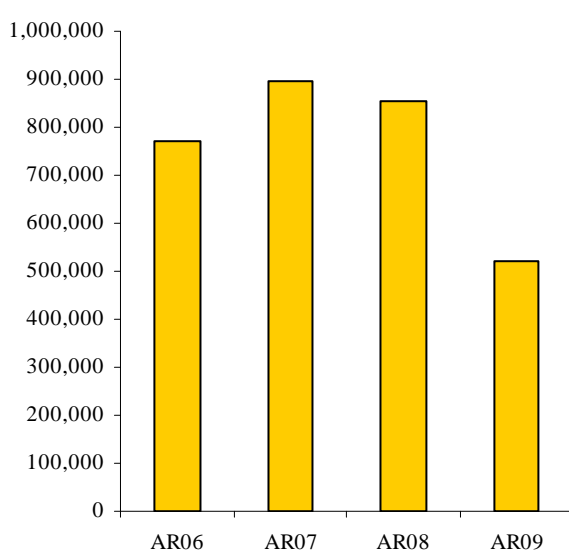
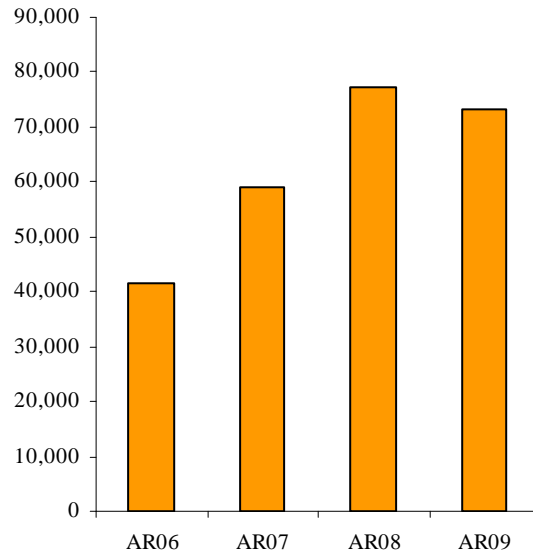
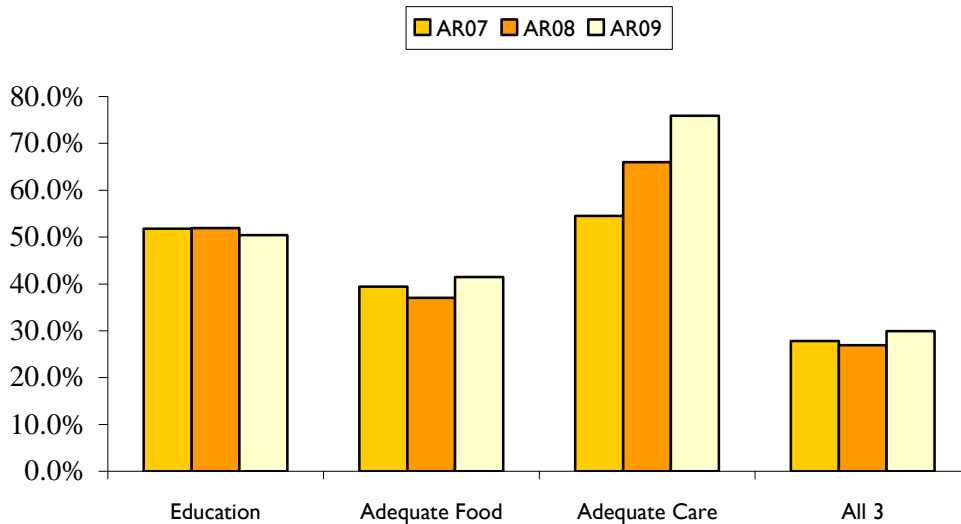


Figure 3: Home Visitor Ranks see a slight decrease.



Over 500 new CCCs were formed in FY09 but overall there was a 2.7% decrease in coalition numbers. Our current numbers indicate that each Home Visitor is responsible for an average of 18 OVC and PLHIV (a 29% increase). The current situation indicates that fewer home visitors are taking on more children and ailing adults and still leaving 392,400 without care in the region. Although the gap is still wide, the data indicates a steady increase in the percentage of registered OVC who received a care visit from a volunteer home visitor (See Figure 1). This year showed small increases in the number of OVC receiving care and adequate food with a slight decline in the number of children with access to education. (See Figure 4)

Figure 4: % OVC with care visits, education and adequate food



While there was only a slight (1%) decline in the number of CoH workshops offered in Africa, there was a marked decline of participants (33,843 in FY09 compared to 50,769 in FY08). The number of congregations reached by Channels of Hope (CoH) in Africa saw a 7.8% decline and there was a 6.2% decline in the number of congregations forming CHATs. In some countries, the sensitization process (workshops for faith leaders-phase 1) has moved on to phase 2 (CHAT workshops). Depending on the specific congregations involved, you will find fewer congregations involved, but a higher number of participants per workshop. As phase 2 workshops can have a specific focus on planning, it can lead to fewer participants in general. There are quite a number of past high-reporting CoH countries (e.g. Kenya) that are training more "non-WV Staff members" as CoH facilitators, outside the normal WV areas. This data is not captured in CHARMS and the HOPE team will work to incorporate that collection for next year's reporting. Despite these declines in workshop participation, there was a 5.7% increase (2,511 people) in the numbers of congregation members volunteering in HIV and AIDS-related activities, perhaps indicating a maturing programme with a number of churches.

Figure5: Channels of Hope reaching fewer congregations

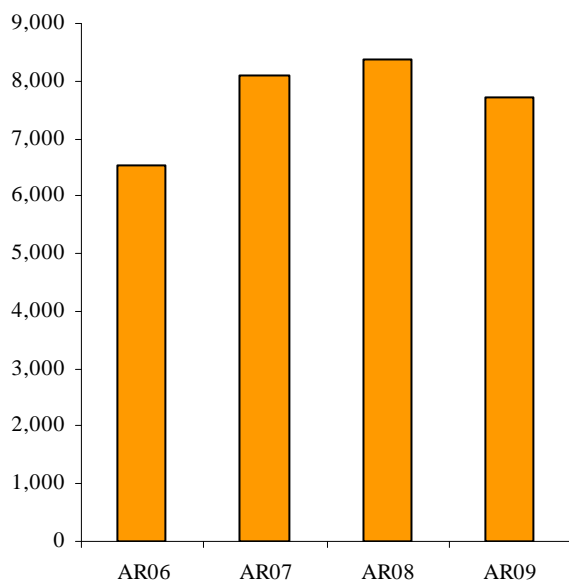


Figure7: Congregations sending members to join CCCs

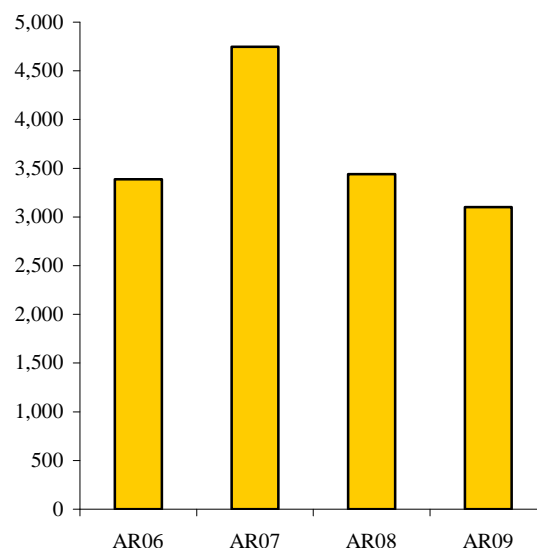
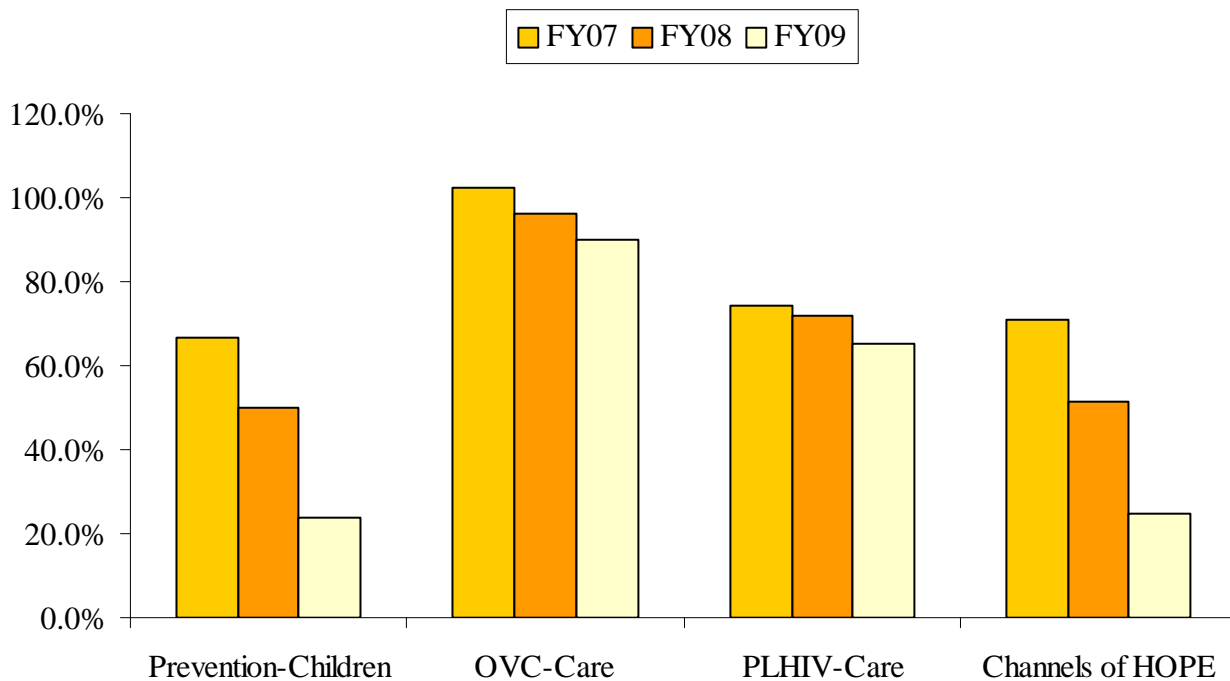


Figure8: Africa Region performance in meeting Strategic Targets



Conclusion: The Africa Region performed well against its strategic targets for OVC Care in FY09 although short by 135,000 children. Overall, performance against set targets continues to decline. Regarding care for the chronically ill, the target for FY09 was to care for over 155,000 PLHIV but the ADPs identified many fewer (125,000) in reality, making this target unrealistic. This analysis indicates worrying trends in number of: children receiving life-skills training, active home visitors, OVC with food security, OVC in school, and congregations participating in CoH. The decrease in HIV staff capacity may have contributed to the observed decline in performance: 36.9% of ADPs had no access to a full or part-time HIV&AIDS Coordinator compared to 26.8% in FY08.

Table I: Comparative CHARMS data for the first half of FY06, FY07, FY08, and FY09

World Vision HIV and AIDS Indicator Results - AR FY09				
Prevention for Girls and Boys	AR06	AR07	AR08	AR09
Students completed life-skills training (#)	631,434	777,223	671,069	459,465
Children not enrolled in school completed life-skills training (#)	138,229	117,912	181,510	59,457
Children in total completed life-skills training (#)	769,663	895,135	852,579	518,925
Chile peer educators trained (#)	40,829	58,768	90,223	53,039
Peer support groups formed (#)	5,962	8,760	6,420	6,712
Mobilising Community-Led Care for OVC and PLHIV	AR06	AR07	AR08	AR09
Community care coalitions (CCCs) operating in area (#)	3,388	3,697	4,556	4,432
New CCCs formed (#)	1,281	857	913	523
CCCs received additional training (#)	2,810	2,393	3,054	2,860
Home visitors for OVC and/or chronically ill active (#)	41,573	58,977	77,304	72,960
Home visitors received additional training (#)	32,627	37,807	42,749	45,843
Total identified OVC living in the area (#)	1,102,120	1,353,080	1,490,330	1,567,925
OVC newly identified (#)	232,747	246,187	275,006	270,765
Previously identified OVC removed from register (#)	32,356	56,809	72,657	74,817
OVC received care or assistance from WV or CCC (#)	616,346	847,626	997,609	1,198,957
School-age OVC enrolled in appropriate education (#)	525,735	700,546	773,157	792,532
OVC had adequate food (#)	306,176	532,982	551,505	653,222
OVC had adequate care (#)	504,036	737,045	982,660	1,172,362
OVC had education, food and care (#)	253,394	376,289	400,353	470,876
Chronically-ill adults living in area (#)	75,326	100,314	156,973	125,129
Chronically-ill adults newly identified (#)	28,639	23,988	42,628	35,128
Chronically-ill adults received home-based care (#)	41,648	68,532	84,451	101,691
Advocacy	AR06	AR07	AR08	AR09
Did ADP or project engage in district level advocacy on :				
Expanding and strengthening care for OVC	320	367	367	395
Reducing gender-based vulnerability HIV	280	306	290	317
Increasing access to continuum of care	256	298	272	268
Expanding resources for HIV and AIDS Response	256	277	266	254
Other	146	71	110	95
Programme staff trained on HIV and AIDS-related advocacy (#)	3,446	8,283	8,180	2,527
Community members trained on HIV and AIDS-related advocacy (#)	96,426	186,989	123,427	129,488
Community members participated in HIV and AIDS-related advocacy (#)	242,344	336,752	361,412	374,022
Children who participated in HIV and AIDS-related advocacy (#)	374,870	502,102	397,751	426,593

Table I, continued: Comparative CHARMS data for the first half of FY06, FY07, FY08, and FY09

Partnerships with Churches and Faith Communities	AR06	AR07	AR08	AR09
Total congregations in ADP or project (#)	23,274	29,727	34,213	38,548
Channels of Hope (CoH) workshops for faith-leaders (#)	1,503	849	802	857
CoH workshops for congregations or other organisations/groups (#)	1,089	992	885	816
Participants in CoH workshops (#)	57,815	54,240	50,769	33,843
CoH workshop participants who were senior faith leaders (#)	11,327	10,267	13,116	12,857
Congregations represented at CoH workshops (#)	6,543	8,101	8,373	7,720
Congregations formed CHATs (#)	3,040	4,109	3,341	3,135
Congregations sent members to join CCC (#)	3,387	4,747	3,441	3,098
Congregation members volunteered in HIV and AIDS-related activities (#)	28,729	43,661	44,119	46,630
Background Data	AR06	AR07	AR08	AR09
Registered children (#)	1,139,577	1,395,632	1,483,023	1,820,434
Total base budget for ADP or project (US\$)	\$154,840,622	\$252,195,780	\$290,659,736	\$272,913,232
Amount of base budget allocated to HIV and AIDS response (US\$)	\$22,048,336	\$33,681,320	47,096,277	\$42,200,513
Amount of additional special funding for HIV and AIDS response (US\$)	\$9,068,701	\$8,716,872	84,754,201	\$20,971,929
Schools in the ADP or project (#)	28,818	17,335	22,443	27,543
Students in the ADP or project (#)	5,478,917	5,771,968	7,399,630	8,233,923
Total World Vision staff in the ADP or project (#)	6,807	7,512	15,460	16,401
New WV staff members (#)	781	1,166	1,217	1,092
WV staff members ever received standard HIV and AIDS training (#)	3,919	3,079	2,702	2,042
Full time HIV and AIDS point person within ADP or project (#)	251	274	269	261
Shared HIV and AIDS point person within cluster of ADPs or projects (#)	48	103	84	59
No HIV and AIDS point person within ADP or project (#)	131	108	131	190
ADPs or projects responding to CHARMS (#)	431	485	489	513
Total identified ADPs or projects in Africa (#)	464	500	510	535

Copy Right © 2009

World Vision International – HIV and AIDS Hope Initiative